

1 Conductor range: 0.25 ... 4 mm² "s+f-st";
Push-in termination: 1 ... 4 mm² "s" and 1 ... 2.5 mm²
"insulated ferrules, 12 mm"
Depending on the conductor characteristic, a conductor with a smaller cross section can also be inserted via push-in termination.

2 690 V = rated voltage
6 kV = rated impulse voltage
3 = pollution degree
(see Section 14)

3 Current-carrying capacity curves upon request

Note:

When used as intended, female plugs must not be connected/disconnected when live or under load.


Please observe the application notes:
Jumpers, from page 152
Marking, from page 588

Approvals and corresponding ratings,
visit www.wago.com

Accessories; 2022 Series

Appropriate marking systems:
WMB/WMB Inline/Marking strips

End and intermediate plate; 1 mm thick

	orange	2022-2292	100 (25)
	gray	2022-2291	100 (25)

Insulation stop; 5 pcs/strip; 0.25 ... 0.5 mm²

	light gray	2002-171	200 (25)
---	------------	----------	----------


Insulation stop; 5 pcs/strip; 0.75 ... 1 mm²

	dark gray	2002-172	200 (25)
---	-----------	----------	----------


Protective warning marker; with black high-voltage symbol; for 5 terminal blocks

	yellow	2002-115	100 (25)
---	--------	----------	----------

Push-in type jumper bar; insulated; I_N 25 A; light gray

	2-way	2002-402	25
	3-way	2002-403	25
	4-way	2002-404	25
	5-way	2002-405	25
	6-way	2002-406	25
	7-way	2002-407	25
	8-way	2002-408	25
	9-way	2002-409	25
	10-way	2002-410	25

Push-in type jumper bar; insulated; I_N 25 A; light gray

	1 to 3	2002-433	25
	1 to 4	2002-434	25
	1 to 5	2002-435	25
	1 to 6	2002-436	25
	1 to 7	2002-437	25
	1 to 8	2002-438	25
	1 to 9	2002-439	25
	1 to 10	2002-440	25

Double-deck vertical jumper; insulated; I_N 24 A

	light gray	2002-492	100 (25)
	orange	2002-492/000-012	100 (25)

Accessories; 2022 Series

Appropriate marking systems:
WMB/WMB Inline/Marking strips

Adjacent jumper for continuous commoning; insulated; I_N 25 A, light gray

	2-way	2002-400	25
---	-------	----------	----

Adjacent jumper for continuous commoning; insulated; I_N 25 A; 1 to 3

	light gray	2002-423	25
	red	2002-423/000-005	25
	blue	2002-423/000-006	25

Adjacent jumper for continuous commoning; insulated; I_N 25 A, light gray

	5-way	2002-415	25
---	-------	----------	----

Carrier with 6 coding pins; for coding female plugs

	orange	2022-100	100 (25)
---	--------	----------	----------

Test pin; 1 mm Ø

		859-500	1
---	--	---------	---

1-conductor female plug

	gray	2022-101	200
---	------	----------	-----

WMB Inline, plain; 1,500 WMB markers (5 mm)/reel; 5 ... 5.2 mm stretchable

	white	2009-115	1
---	-------	----------	---

Marking strip; plain; 11 mm wide; 50 m reel

	white	2009-110	1
---	-------	----------	---

WMB marking card; white; 10 strips with 10 markers/card; 5 ... 5.2 mm stretchable

	plain	793-5501	5
---	-------	----------	---


WMB marking card; plain; 10 strips with 10 markers/card; 5 ... 5.2 mm stretchable

	yellow	793-5501/000-002	5
	red	793-5501/000-005	5
	blue	793-5501/000-006	5
	gray	793-5501/000-007	5
	orange	793-5501/000-012	5
	light green	793-5501/000-017	5
	green	793-5501/000-023	5
	violet	793-5501/000-024	5

Double-deck marker carrier; pivoting

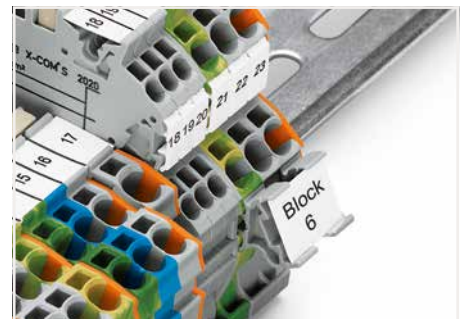
	gray	2002-121	50 (25)
---	------	----------	---------

Screwless end stop; for DIN-35 rail; 6 mm wide

	gray	249-116	100 (25)
---	------	---------	----------



Size comparison:
Double-deck carrier terminal blocks with 3.5 mm and 5.2 mm terminal block widths



Marker carrier (2009-198)